

# GRIFFITHSTOWN PRIMARY SCHOOL



<b>Title</b>	Governors' Annual Report to Parents
<b>Date</b>	January 2015
<b>Author</b>	N Blackburn



**INSPIRE, CHALLENGE, ACHIEVE**

## **Griffithstown Primary School**

### **Mission Statement**

Inspire, Challenge, Achieve

### **Vision**

At Griffithstown Primary School, excellent teaching ensures that all learning is inspirational and challenging. We are a happy, safe and nurturing school, with excellent behaviour, attendance and punctuality. The opinions of children, parents, staff, governors, the community and other organisations are listened to and acted on in all aspects of school evaluation and improvement. Children develop and apply excellent literacy and numeracy skills across the whole curriculum; we are adaptable lifelong learners. Pupils make healthy choices and have active bodies and minds. Griffithstown Primary School is committed to equality and inclusion, and no one is disadvantaged by social or economic factors. Griffithstown Primary embraces the Welsh language and the heritage of Wales. We understand the diversity of modern Wales and our place in the wider world. Pupils understand the environmental challenges and are prepared for the technological opportunities of the 21<sup>st</sup> century.

### **Aims**

#### ***We will:***

- Set aspirational targets and celebrate achievements through self review in partnership with children, staff and parents, governors and the wider community.
- Plan schemes of work that are challenging and linked to statutory orders, including the Literacy and Numeracy Framework (LNF)
- Ensure meaningful opportunities to develop our knowledge and understanding of Welsh language, Welsh culture and diversity in our modern country.
- Ensure that school prepares children for the 21<sup>st</sup> century: developing ICT skills, environmental awareness, and promoting a commitment to health / well being in all aspects of life
- Develop spiritual awareness, mutual respect, and promote inclusion and equal opportunities through the Strategic Equality Plan (SEP)
- Work enthusiastically with other schools, service providers, outside agencies and all other bodies and organisations to deliver excellent standards of achievement, behaviour, attendance and punctuality
- Develop the professional skills and leadership qualities of all staff through a programme of continuous professional development.

A. **Governing Body**



<b><u>GOVERNOR</u></b>	<b><u>DATE</u></b>
<b><u>Community Governor Appointed By Pontypool CC</u></b>	
Cllr Norma Parrish	07/04/2015
<b><u>Community Governors</u></b>	
Mr Paul Davies	03/02/2017
Mr Gareth Everson	26/09/2018
Mr Allan Peplow	13/09/2017
<b><u>Headteacher</u></b>	
Mr Nicholas Blackburn	
<b><u>LA Appointed</u></b>	
Mrs Ruth Tucker	01/03/2015
Mr Kevin Parker	01/03/2015
Cllr David Yeowell	04/07/2016
<b><u>Parent Governors</u></b>	
Mrs Paula Harris	13/11/2018
Mrs Angela Instone	31/10/2015
Mr John Kinge	13/11/2018
Mr Anthony Hunt	01/01/2016
<b><u>Staff Representative</u></b>	
Mrs Elizabeth Matthews	12/03/2015
<b><u>Teacher Representative</u></b>	
Mrs Mary Small	10/11/2015
<b><u>Clerk to Governors</u></b>	
Mr Stuart Foster	

**Governors continued...**

- **Chair of Governors, and Link Governor for Training:** Mr A Peploe
- **Deputy Chair:** Cllr A Hunt
- **Additional Educational Needs Governor:** Mr P Davies
- **Health and Safety Governor:** Mr K Parker
- **Torfaen Association of School Governors:** Cllr D Yeowell
- **Child Protection/Safeguarding/LAC Governor:** Mr G Everson

<p><b><u>Recruitment and Resources Committee</u></b>          Headteacher          Mr A Peploe          Mrs M Small          Mr P Davies          Mr K Parker          Mrs R Tucker          Cllr N Parrish          Headteacher Appointment Substitute:          Cllr A Hunt</p>	<p><b><u>Pay Review Committee</u></b>          Mr A Peploe          Cllr N Parrish          Mr G Everson</p>
<p><b><u>Performance Management Committee</u></b>          Mr A Peploe          Cllr N Parrish          Mr G Everson</p>	<p><b><u>Staff Disciplinary and Dismissal Committee</u></b>          Mr K Parker          Cllr A Hunt          Mr G Everson          Reserve – Mrs P Harris</p>
<p><b><u>Staff Disciplinary and Dismissal Appeals Committee</u></b>          Cllr N Parrish          Mrs R Tucker          Cllr D Yeowell          Reserve – Mr P Davies</p>	<p><b><u>School Performance and Improvement</u></b>          Headteacher          Mr A Peploe          Mrs A Instone          Cllr A Hunt          Mr K Parker          Mr P Davies</p>
<p><b><u>Grievance and Complaints Committee</u></b>          Mr P Davies          Cllr N Parrish          Mr G Everson          Reserve – Mrs P Harris</p>	<p><b><u>Grievance/Performance Management and Pay Appeals Committee</u></b>          Cllr A Hunt          Mrs R Tucker          Cllr D Yeowell          Reserve – Mr J Kinge</p>
<p><b><u>Pupil Discipline and Exclusions Committee</u></b>          New parent governor          Cllr N Parrish          Mr G Everson</p>	

## B. Financial statement

authority/financials - General Ledger		Schools Outturn Statement 2013/2014		 	
DB0440	Griffithstown Primary School	Actual 2012/2013 £	Actual 2013/14 £		
<b>3AA - Employees</b>					
0001	Salaries	1,000,500.35	1,025,064.06		
0002	Salaries - P/T	0.00	0.00		
0008	Wages	604.77	0.00		
0029	Sick Leave - Replacement	9,513.41	8,932.77		
0030	Holidays - Replacement	223.59	211.39		
0032	Other Replacement	16,495.34	7,257.40		
0038	Additional Hours - recoverable from site	1,540.79	1,453.57		
0041	Standby Allowance	0.00	31.50		
0045	Call Out Payments	0.00	19.67		
0050	Stat Maternity / Paternity/ Adoption Pay	2,251.97	0.00		
0051	Stat Maternity Credit	(1,987.65)	0.00		
0055	Overtime	10,031.74	5,539.76		
0065	Sick Pay	99.46	450.48		
0075	Allowances	304.75	321.31		
0090	Supply Cover Non-Teaching	2,668.22	7,700.33		
0093	Salary Charge	0.00	(2,311.02)		
0421	Gratuities/Honoraria	645.38	605.98		
0438	Expenses	41.96	0.00		
0439	Courses/Training	0.00	1,547.50		
0448	Course Fees	0.00	66.84		
0489	Other School Employee Charges	6,504.00	7,177.00		
0492	Adult Meals	267.95	97.58		
0498	Teacher Recruitment Recharge	694.00	0.00		
5044	Long Service Award	138.07	0.00		
6007	Recharge - Supply Cover Scheme	25,999.86	22,965.41		
	<b>Employees</b>	<b>1,076,537.96</b>	<b>1,087,131.53</b>		
<b>3DD - Premises</b>					
1000	Building Repair & Maintenance	2,144.71	11,322.21		
1047	Glazing Repairs	0.00	97.50		
1064	Statutory Testing/Duty of Care - Schools	1,862.29	3,668.22		
1100	Grounds Maintenance	4,005.87	4,755.04		
1152	Electricity	3,812.89	7,398.03		
1153	Gas	14,817.32	9,788.19		
1190	NNDR	20,905.00	21,460.00		
1200	Water Services	4,538.16	2,563.60		
1320	Building Cleaning	17,280.00	17,451.00		
1322	Cleaning Equipment & Materials	991.32	1,012.85		
1325	Refuse Collection	1,163.40	1,294.50		
	<b>Premises</b>	<b>71,520.96</b>	<b>80,811.14</b>		
<b>3FF - Transport</b>					
2250	Hire Of Vehicles	480.00	0.00		
2304	Travel/Casual User Car Allowance	0.00	63.00		
	<b>Transport</b>	<b>480.00</b>	<b>63.00</b>		
<b>3HH - Supplies &amp; Services</b>					
3050	Schools Capitalisation	11,050.50	14,405.99		
3154	First Aid Supplies & Services	95.81	132.25		
3160	Disposables	771.48	1,054.50		
3217	Payments Under Contract - Catering	16,385.00	19,468.00		
3365	Photocopier Expenses	3,071.64	2,238.06		
3482	Medical Fees	0.00	0.00		
3501	Postages	143.88	149.72		
3510	Telephone - Call Charges & Rentals	3,196.22	3,121.34		

C. **School comparative report(s) of performance in end of key stage teacher assessments**

See following tables and reports:

- Foundation Phase Benchmarking 2014
- Foundation Phase School Comparative / Validation All Pupils 2014
- Foundation Phase School Comparative / Validation Girls Only 2014
- Foundation Phase School Comparative / Validation Boys Only 2014
- KS2 Benchmarking 2014
- KS2 School Comparative / Validation All Pupils 2014
- KS2 School Comparative / Validation Girls Only 2014
- KS2 School Comparative / Validation Boys Only 2014

This report uses data for 2014 for LA and Wales comparative information

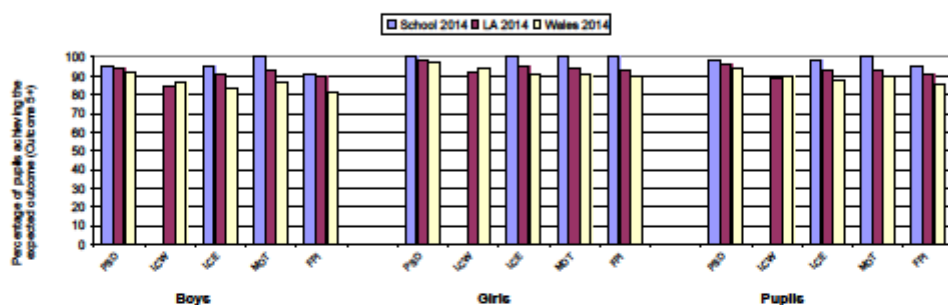
Griffithstown Primary School  
Torfaen

LA/School no: 678/2321


**School comparative information: Foundation Phase Outcomes 2014 with benchmarking**

Percentage of boys, girls, and pupils achieving at least the expected outcome (Outcome 5+):

	Boys			Girls			Pupils		
	School 2014	LA 2014	Wales 2014	School 2014	LA 2014	Wales 2014	School 2014	LA 2014	Wales 2014
PSD	95	94	92	100	98	97	98	96	94
LCW	0	84	86	0	92	94	0	88	90
LCE	95	91	83	100	95	91	98	93	87
MDT	100	93	86	100	94	91	100	93	89
FPI	90	89	81	100	93	89	95	91	85



**School Performance over time (2010 - 2014)**



**Contextual Information**

Benchmarked against schools with a similar percentage of pupils eligible for free school meals.

School's results shown in greyed boxes. Column headings refer to...

- Quarter 1 School is in the top 25 per cent.
- Quarter 2 School is in the top 50 per cent but not the top 25 per cent.
- Quarter 3 School is in the bottom 50 per cent but not the bottom 25 per cent.
- Quarter 4 School is in the bottom 25 per cent.

Free School Meal Group

**More than or equal to 8 per cent and up to 16 per cent eligible for FSM**

	Quarter 4	Lower Quartile	Quarter 3	Median	Quarter 2	Upper Quartile	Quarter 1
PSD		94	98	100		100	
LCW		86		92		100	
LCE		87		92		96	98
MDT		88		93		98	100
FPI		83		90		95	95

The benchmarks have been calculated using a three-year average for Free School Meal data.

Notes:

1. - = No historical data available
2. Areas of learning: PSD = Personal and social development, well-being and cultural diversity; LCW = Language, literacy and communication skills (In Welsh); LCE = Language, literacy and communication skills (In English); MDT = Mathematical development; FPI = Foundation Phase Indicator. To achieve the FPI, a pupil must achieve at least the expected outcome (Outcome 5+) in both PSD and MDT and either
3. If there were no pupils eligible for assessment in a subject for a particular year the graph will discontinue and show a gap for that year.

**School Comparative/Validation 2014 (End of Foundation Phase Outcomes - Pupils)**



(Table 1 of 2 - PERCENTAGES)  
Torfaen  
Griffithstown Primary School

		N	D	W	1	2	3	4	5	6	A
Personal and social development, well-being and cultural diversity	School	0.0	0.0	0.0	0.0	0.0	0.0	2.4	42.9	54.8	0.0
	Wales	-	0.3	0.3	0.2	0.4	0.9	4.9	47.1	45.5	0.4
Language, literacy and communication skills (in Welsh)	School	0.0	0.0	0.0	0.0	0.0	0.0	0.0	0.0	0.0	0.0
	Wales	0.0	0.2	*	0.1	0.2	1.5	11.3	57.5	29.2	0.1
Language, literacy and communication skills (in English)	School	0.0	0.0	0.0	0.0	0.0	0.0	2.4	54.8	42.9	0.0
	Wales	0.1	0.3	0.4	0.2	0.6	1.8	11.4	55.8	29.0	0.5
Mathematical development	School	0.0	0.0	0.0	0.0	0.0	0.0	0.0	64.3	35.7	0.0
	Wales	-	0.3	0.3	0.2	0.5	1.3	10.1	59.2	27.9	0.3

**Optional Areas of Learning:**

Creative development	School	0.0	0.0	0.0	0.0	0.0	0.0	0.0	0.0	0.0	0.0
Physical development	School	0.0	0.0	0.0	0.0	0.0	0.0	0.0	0.0	0.0	0.0
Knowledge and understanding of the world	School	0.0	0.0	0.0	0.0	0.0	0.0	0.0	0.0	0.0	0.0
Welsh language development	School	0.0	0.0	0.0	0.0	0.0	0.0	26.2	61.9	11.9	0.0

**FPI \*\***

School	95.2
Wales	83.0



**School Comparative/Validation 2014 (End of Foundation Phase Outcomes - Girls)**



(Table 1 of 2 - PERCENTAGES)  
**Torfaen**  
 Griffithstown Primary School

		N	D	W	1	2	3	4	5	6	A
<b>Personal and social development, well-being and cultural diversity</b>	School	0.0	0.0	0.0	0.0	0.0	0.0	0.0	28.8	71.4	0.0
	Wales	-	0.2	0.2	0.1	0.2	0.5	2.8	41.2	54.2	0.4
<b>Language, literacy and communication skills (in Welsh)</b>	School	0.0	0.0	0.0	0.0	0.0	0.0	0.0	0.0	0.0	0.0
	Wales	0.0	0.1	0.0	0.0	0.1	0.8	7.5	54.6	36.6	*
<b>Language, literacy and communication skills (in English)</b>	School	0.0	0.0	0.0	0.0	0.0	0.0	0.0	42.9	57.1	0.0
	Wales	0.1	0.2	0.3	0.1	0.4	1.0	8.6	54.0	34.7	0.5
<b>Mathematical development</b>	School	0.0	0.0	0.0	0.0	0.0	0.0	0.0	47.8	52.4	0.0
	Wales	-	0.2	0.2	0.1	0.3	0.9	8.9	62.1	27.1	0.2

**Optional Areas of Learning:**

<b>Creative development</b>	School	0.0	0.0	0.0	0.0	0.0	0.0	0.0	0.0	0.0	0.0
<b>Physical development</b>	School	0.0	0.0	0.0	0.0	0.0	0.0	0.0	0.0	0.0	0.0
<b>Knowledge and understanding of the world</b>	School	0.0	0.0	0.0	0.0	0.0	0.0	0.0	0.0	0.0	0.0
<b>Welsh language development</b>	School	0.0	0.0	0.0	0.0	0.0	0.0	9.5	66.7	23.8	0.0

**FPI \*\***

School	100.0
Wales	87.3

**School Comparative/Validation 2014 (End of Foundation Phase Outcomes - Boys)**



(Table 1 of 2 - PERCENTAGES)  
**Torfaen**  
 Griffithstown Primary School

		N	D	W	1	2	3	4	5	6	A
<b>Personal and social development, well-being and cultural diversity</b>	School	0.0	0.0	0.0	0.0	0.0	0.0	4.8	57.1	38.1	0.0
	Wales	-	0.4	0.4	0.2	0.6	1.2	6.9	52.7	37.3	0.3
<b>Language, literacy and communication skills (in Welsh)</b>	School	0.0	0.0	0.0	0.0	0.0	0.0	0.0	0.0	0.0	0.0
	Wales	0.0	0.2	*	0.2	0.3	2.2	15.0	60.3	21.6	*
<b>Language, literacy and communication skills (in English)</b>	School	0.0	0.0	0.0	0.0	0.0	0.0	4.8	66.7	28.6	0.0
	Wales	0.1	0.4	0.5	0.2	0.8	2.6	14.0	57.4	23.6	0.4
<b>Mathematical development</b>	School	0.0	0.0	0.0	0.0	0.0	0.0	0.0	81.0	19.0	0.0
	Wales	-	0.4	0.3	0.3	0.6	1.7	11.2	56.3	28.8	0.3

**Optional Areas of Learning:**

<b>Creative development</b>	School	0.0	0.0	0.0	0.0	0.0	0.0	0.0	0.0	0.0	0.0
<b>Physical development</b>	School	0.0	0.0	0.0	0.0	0.0	0.0	0.0	0.0	0.0	0.0
<b>Knowledge and understanding of the world</b>	School	0.0	0.0	0.0	0.0	0.0	0.0	0.0	0.0	0.0	0.0
<b>Welsh language development</b>	School	0.0	0.0	0.0	0.0	0.0	0.0	42.9	57.1	0.0	0.0

**FPI \*\***

School	90.5
Wales	78.9

This report uses data for 2014 for LA and Wales comparative information

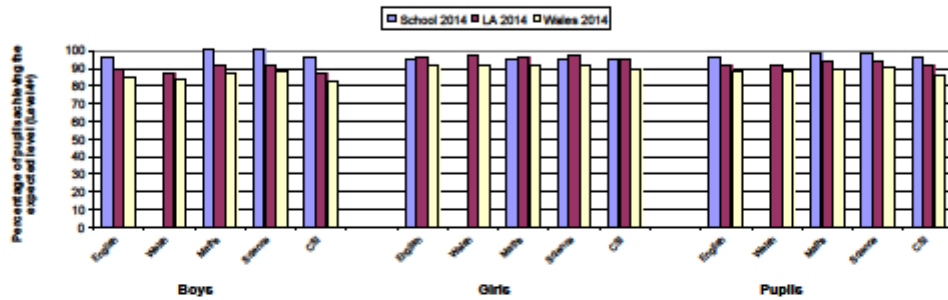
Griffithstown Primary School  
Torfaen

LA/School no: 678/2321

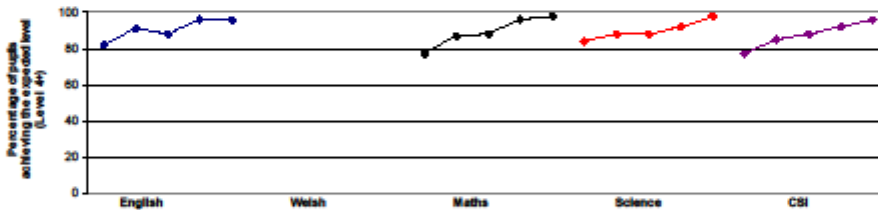
**School comparative information: National Curriculum Assessments 2014 with benchmarking**  
**Key Stage 2**

Percentage of boys, girls, and pupils achieving at least the expected level (Level 4+):

	Boys			Girls			Pupils		
	School 2014	LA 2014	Wales 2014	School 2014	LA 2014	Wales 2014	School 2014	LA 2014	Wales 2014
English	96	89	85	95	96	92	96	92	88
Welsh	0	87	84	0	97	92	0	92	88
Maths	100	92	87	95	96	91	98	94	89
Science	100	92	88	95	97	92	98	94	90
CSI	96	87	83	95	95	89	96	91	86



**School Performance over time (2010 - 2014)**



**Contextual Information**

Benchmarked against schools with a similar percentage of pupils eligible for free school meals.

School's results shown in greyed boxes. Column headings refer to...

- Quarter 1 School is in the top 25 per cent.
- Quarter 2 School is in the top 50 per cent but not the top 25 per cent.
- Quarter 3 School is in the bottom 50 per cent but not the bottom 25 per cent.
- Quarter 4 School is in the bottom 25 per cent.

Free School Meal Group

**More than or equal to 8 per cent and up to 16 per cent eligible for FSM**

	Quarter 4	Lower Quartile	Quarter 3	Median	Quarter 2	Upper Quartile	Quarter 1
English		89		94	96	100	
Welsh		83		90		100	
Maths		88		94	98	100	
Science		91		96	98	100	
CSI		86		92	96	97	

The benchmarks have been calculated using a three-year average for Free School Meal data.

Notes:

1. Figures for Welsh refer to attainment in Welsh first language only.
2. CSI = Core Subject Indicator. To achieve the CSI a pupil must achieve at least the expected level 4 in both Mathematics and Science and either English or Welsh first language.
3. If there were no pupils eligible for assessment in a subject for a particular year the graph will discontinue and show a gap for that year.

## School Comparative/Validation 2014 (KS2 - Pupils)



(Table 1 of 2 - PERCENTAGES)

**Torfaen**  
Griffithstown Primary School

		N	D	NCO1	NCO2	NCO3	1	2	3	4	5	6+	4+
<b>English</b>	School	0.0	0.0	0.0	0.0	0.0	0.0	0.0	4.2	52.1	39.8	4.2	95.8
	Wales	0.2	0.2	0.2	0.1	0.1	0.5	2.0	9.5	51.4	35.0	0.7	87.1
<b>Oracy</b>	School	0.0	0.0	0.0	0.0	0.0	0.0	0.0	6.3	52.1	41.7	0.0	93.8
	Wales	0.2	0.2	0.2	0.1	0.1	0.5	1.8	9.4	50.4	36.2	0.9	87.5
<b>Reading</b>	School	0.0	0.0	0.0	0.0	0.0	0.0	0.0	2.1	45.8	45.8	6.3	97.9
	Wales	0.2	0.2	0.2	0.1	0.1	0.5	2.1	10.0	48.0	37.7	0.9	86.6
<b>Writing</b>	School	0.0	0.0	0.0	0.0	0.0	0.0	0.0	10.4	58.3	27.1	4.2	89.8
	Wales	0.2	0.2	0.2	0.1	0.1	0.6	2.7	14.9	53.0	27.1	0.8	81.0
<b>Mathematics</b>	School	0.0	0.0	0.0	0.0	0.0	0.0	0.0	2.1	56.3	41.7	0.0	97.9
	Wales	0.2	0.2	0.2	0.1	0.1	0.4	1.8	9.4	51.8	35.2	0.5	87.5
<b>Science</b>	School	0.0	0.0	0.0	0.0	0.0	0.0	0.0	2.1	66.7	31.3	0.0	97.9
	Wales	0.2	0.2	0.2	0.1	0.1	0.3	1.4	7.7	53.6	36.0	0.1	89.7
<b>Welsh Second Language</b>	School	0.0	0.0	0.0	0.0	0.0	0.0	2.1	8.3	72.9	16.7	0.0	89.6
	Wales	0.3	0.4	0.4	0.1	0.1	1.2	5.2	24.7	53.9	13.6	0.2	67.7

Core Subject Indicator \*\*

School	95.8
Wales	84.3

### Notes

N: Not awarded a level for reasons other than disapplication.

D: Disapplied under section 364 or 365 of the Education Act 1996, now effected through sections 113-116 of the Education Act 2002.

NCO1 : National Curriculum Outcome 1

NCO2 : National Curriculum Outcome 2

NCO3 : National Curriculum Outcome 3

(NB NCO1, NCO2 & NCO3 have replaced Level W in previous years)

- : Not exactly zero, but less than 0.05

\* : Figure is less than five or cannot be given for reasons of confidentiality

\*\* : Achieved the expected level in each of Welsh First Language or English, Mathematics and Science in combination.

**School Comparative/Validation 2014 (KS2 - Girls)**



(Table 1 of 2 - PERCENTAGES)

**Torfaen**  
Griffithstown Primary School

		N	D	NCO1	NCO2	NCO3	1	2	3	4	5	6+	4+
<b>English</b>	School	0.0	0.0	0.0	0.0	0.0	0.0	0.0	4.8	61.9	33.3	0.0	95.2
	Wales	0.1	0.2	0.1	0.1	0.1	0.3	1.4	6.9	48.6	41.2	0.9	90.8
<b>Oracy</b>	School	0.0	0.0	0.0	0.0	0.0	0.0	0.0	9.5	61.9	28.8	0.0	90.5
	Wales	0.1	0.2	0.1	-	0.1	0.4	1.3	7.4	47.9	41.3	1.2	90.4
<b>Reading</b>	School	0.0	0.0	0.0	0.0	0.0	0.0	0.0	4.8	47.6	42.9	4.8	95.2
	Wales	0.1	0.2	0.1	0.1	0.1	0.3	1.5	7.5	45.7	43.3	1.0	90.1
<b>Writing</b>	School	0.0	0.0	0.0	0.0	0.0	0.0	0.0	14.3	52.4	33.3	0.0	85.7
	Wales	0.1	0.2	0.1	0.1	0.1	0.3	1.7	10.4	51.6	34.2	1.1	87.0
<b>Mathematics</b>	School	0.0	0.0	0.0	0.0	0.0	0.0	0.0	4.8	66.7	28.8	0.0	95.2
	Wales	0.1	0.2	0.1	0.1	0.1	0.3	1.6	8.2	54.3	34.8	0.3	89.3
<b>Science</b>	School	0.0	0.0	0.0	0.0	0.0	0.0	0.0	4.8	81.0	14.3	0.0	95.2
	Wales	0.1	0.2	0.1	0.1	-	0.2	1.1	6.3	54.3	37.4	0.1	91.8
<b>Welsh Second Language</b>	School	0.0	0.0	0.0	0.0	0.0	0.0	4.8	4.8	81.0	9.5	0.0	90.5
	Wales	0.2	0.3	0.2	0.1	-	0.8	3.7	20.1	56.7	17.6	0.3	74.6

Core Subject Indicator \*\*

School	95.2
Wales	87.5

**Notes**

N: Not awarded a level for reasons other than disapplication.

D: Disapplied under section 364 or 365 of the Education Act 1996, now effected through sections 113-116 of the Education Act 2002.

NCO1 : National Curriculum Outcome 1

NCO2 : National Curriculum Outcome 2

NCO3 : National Curriculum Outcome 3

(NB NCO1, NCO2 & NCO3 have replaced Level W in previous years)

- : Not exactly zero, but less than 0.05

\* : Figure is less than five or cannot be given for reasons of confidentiality

\*\* : Achieved the expected level in each of Welsh First Language or English, Mathematics and Science in combination.

**School Comparative/Validation 2014 (KS2 - Boys)**



(Table 1 of 2 - PERCENTAGES)

**Torfaen**  
Griffithstown Primary School

		N	D	NCO1	NCO2	NCO3	1	2	3	4	5	6+	4+
<b>English</b>	School	0.0	0.0	0.0	0.0	0.0	0.0	0.0	3.7	44.4	44.4	7.4	96.3
	Wales	0.2	0.3	0.2	0.2	0.2	0.7	2.6	11.9	54.0	29.2	0.5	83.7
<b>Oracy</b>	School	0.0	0.0	0.0	0.0	0.0	0.0	0.0	3.7	44.4	51.9	0.0	96.3
	Wales	0.2	0.3	0.2	0.1	0.2	0.6	2.3	11.3	52.7	31.5	0.7	84.8
<b>Reading</b>	School	0.0	0.0	0.0	0.0	0.0	0.0	0.0	0.0	44.4	48.1	7.4	100.0
	Wales	0.2	0.3	0.2	0.1	0.2	0.7	2.7	12.2	50.1	32.5	0.5	83.3
<b>Writing</b>	School	0.0	0.0	0.0	0.0	0.0	0.0	0.0	7.4	63.0	22.2	7.4	92.6
	Wales	0.2	0.3	0.2	0.2	0.2	0.8	3.7	19.1	54.3	20.5	0.7	75.3
<b>Mathematics</b>	School	0.0	0.0	0.0	0.0	0.0	0.0	0.0	0.0	48.1	51.9	0.0	100.0
	Wales	0.2	0.3	0.2	0.2	0.1	0.5	2.1	10.6	49.6	35.6	0.7	85.8
<b>Science</b>	School	0.0	0.0	0.0	0.0	0.0	0.0	0.0	0.0	55.6	44.4	0.0	100.0
	Wales	0.3	0.3	0.2	0.1	0.1	0.4	1.7	9.1	52.9	34.8	0.1	87.8
<b>Welsh Second Language</b>	School	0.0	0.0	0.0	0.0	0.0	0.0	0.0	11.1	66.7	22.2	0.0	88.9
	Wales	0.4	0.5	0.5	0.2	0.2	1.5	6.6	29.0	51.2	9.8	0.1	61.2

**Core Subject Indicator \*\***

School	96.3
Wales	81.4

**Notes**

N: Not awarded a level for reasons other than disapplication.

D: Disapplied under section 364 or 365 of the Education Act 1996, now effected through sections 113-116 of the Education Act 2002.

NCO1 : National Curriculum Outcome 1

NCO2 : National Curriculum Outcome 2

NCO3 : National Curriculum Outcome 3

(NB NCO1, NCO2 & NCO3 have replaced Level W in previous years)

- : Not exactly zero, but less than 0.05

\* : Figure is less than five or cannot be given for reasons of confidentiality

\*\* : Achieved the expected level in each of Welsh First Language or English, Mathematics and Science in combination.

D. **The most recent annual attendance and absence figures for the school (%)**

	<b>Absence</b>	<b>Authorised</b>	<b>Unauthorised</b>
<b>2013/14</b>	93.9%	5.2%	0.9%
<b>2012/13</b>	93.4%	6.3%	0.2%

E. **Details of the steps taken to develop and strengthen the school's links with the community including with the police**

- Police Liaison Officer visits classes throughout the year
- Religious groups (local pastors and vicars present regular assemblies each term)
- The choir performs at religious hall and venues in the community. The choir links with other school in the West Mon cluster and were exceptional at the Armistice Evening Concert in November.

F. **The most recent targets for improvement and for reducing absences agreed by the governing body with the local authority**

- **Attendance target for 2014 / 2015: 94.5%**

G. **Pupils participation in sport and extra-curricular sports' activities**

- The school has significantly improved the opportunities for children to participate in after-school sport clubs. The governor Mr G Everson has been instrumental in developing these opportunities.

**Club Timetable**

Football for Year 5 and 6	Monday at 3.30pm - 4.30pm
Netball for Year 5 and 6	Monday at 3.30pm - 4.30pm
Football for Year 2, 3, 4	Tuesday at 3.30pm - 4.30pm
Rugby for Year 5 and 6	Friday at 3.30pm - 4.30pm

- Rugby and Netball squads have participated in tournaments and matches with other school and performed very well. There are pictures from such events on the school website
- Miss Kembrey is in the process of raising money from local business, sponsored pupil events and the PTA to purchase new team kits.

H. **A summary of any review undertaken and any action taken as a result and details of any policy or strategy adopted by the governing body**

Reviewed and presented to governors in the Autumn Term 2014

Mission, Vision, Aims	<ul style="list-style-type: none"> <li>All stakeholders were consulted and these statements are the focus for all school improvement.</li> </ul>
New English Policy	<ul style="list-style-type: none"> <li>New planning format</li> <li>New exercise books (one daily book and one extended writing book)</li> <li>Introduction of Guided Reading</li> <li>New guided reading resources</li> <li>New coordinator and introduction of termly monitoring process: book and planning scrutiny and listening to learners</li> </ul>
New Maths Policy	<ul style="list-style-type: none"> <li>New planning format</li> <li>New exercise books (Foundation Phase use plain paper, KS2 use 1cm<sup>2</sup> books)</li> <li>Introduction of TAPAS (</li> <li>New TAPAS resources</li> <li>New coordinator and introduction of termly monitoring process: book and planning scrutiny and listening to learners</li> </ul>
New Marking and Presentation Policies	<ul style="list-style-type: none"> <li>All books have the school logo on the cover</li> <li>Pupils in Foundation Phase use pencil in all books (Pens provided to pupils who are 'ready' in Year 2)</li> <li>All pupils in KS2 use pen in all books (underline titles/dates and draw tables and pictures in pencil)</li> </ul>
Strategic Equality Plan	<ul style="list-style-type: none"> <li>The reviewed document informs our whole school expectation and approach to minorities and gender equality</li> </ul>

I. **Term dates and session times**

**School Term and Holiday Dates**

<b>Term</b>	<b>Term Begins</b>	<b>Half Term Begins</b>	<b>Half Term Ends</b>	<b>Term Ends</b>
<b>Autumn</b>	Monday 01.09.14	Monday 27.10.14	Friday 31.10.14	Friday 19.12.14
<b>Spring</b>	Monday 05.01.15	Monday 16.02.15	Friday 20.02.15	Friday 27.03.15
<b>Summer</b>	Monday 13.04.15	Monday 25.05.15	Friday 29.05.15	Monday 20.07.15



### **In-Service Training (INSET)**

- 26th September 2014: school closed to children (Mental maths training)
- 24th October 2014: school closed to children (Maths reasoning training)
- 6th November 2014: school closed to children (Literacy)
- 20th March 2015: school closed to children (Written maths training)
- 17th July 2015: End of term
- We are closed on Monday 20th July because staff have completed three 'twilight' training sessions in lieu of this day

### **Start Times**

<b>FOUNDATION PHASE</b>	<b>KEY STAGE 2</b>
8.55 - Teacher on duty (as play timetable)	8.50 - Teacher on duty (as play timetable)
8.55 – Teachers in their rooms	8.50 – Teachers in their rooms
9.05 – Doors open	9.00 – Doors open
9.15 – 9.20 Registration	9.10 – 9.20 Registration
9.20 – 9.35 Assembly	9.20 – 9.35 Assembly
9.35 – 10.45 Teaching time	9.35 – 10.45 Teaching time
10.30 – 10.45 Play (use main yard)	10.45 – 11.00 Play
10.45 – 11.00 Snack	11.00 – 12.20 Teaching time
11.00 – 12.00 Teaching time	12.20 – 1.15 Lunch
12.00 – 1.00 Lunch	1.15 – 3.30 Teaching time
1.00 – 3.20 Teaching time	

### **Change to the start of the school day**

Following consultation with the school community, the governors agreed to change the start of the school day to 9.00am in Foundation Phase and Key Stage 2 (Nursery at 9.10am) from September 2015.

### **J. Curriculum / Organisation**

- All year groups work in open plan areas
- There are mixed age classes in Y5/6, Y1/2 and Reception/Y1.
- KS2 and Foundation Phase pupils are taught in 'streamed' groups, or in mixed ability classes, determined by the nature of the activity
- KS2 classes have a ratio of 1 teacher to 30 pupils
- Foundation Phase classes have a ratio of 1 adult to 8 children in Nursery and Reception. In Y1 and Y2 the ratio is 1 teacher to 15 pupils
- Teaching assistants support 'statemented' children, traveller pupils and Free School Meal pupils, as appropriate in both Foundation Phase and KS2. The TAs provide intervention support for pupils who have Individual Education Plans, or are 'off track'
- Planning for lessons is differentiated to meet the needs of all learners.
- Planning identifies links to the Literacy and Numeracy Framework (LNF) and this ensure that literacy or numeracy is developed in **all** curriculum areas

K. **Welsh language**

- Incidental Welsh is used across the whole school to welcome, instruct and praise pupils.
- Staff use simple Welsh phrases when communicating with each other and with pupils in professional and social contexts.

L. **Toilet provision**

- Toilets are monitored by the caretaker and headteacher
- The school council are currently looking at ways to encourage their peers to take greater care of the toilets, e.g. flushing
- Hand dryers will be fitted in the infants toilets during February half term

M. **Information on the action taken to promote healthy eating and drinking by pupils of the school**

- School Council canvassed the pupils opinions about making healthy choices at breaktime and held a vote to 'ban' unhealthy choices.
- It was explained and agreed that children would be asked to return unhealthy items to their bags – to take home
- We have an established fruit tuck shop and we have increased weekly revenue from an average of £9 per week to a sustained £25 – 30 per week since September 2014.

Thank you to the children, staff, parents and governors for your hard work and support.

Thank you to the EAS and Torfaen Local Authority for supporting us to review and improve your school.

Mr N Blackburn  
Head Teacher